































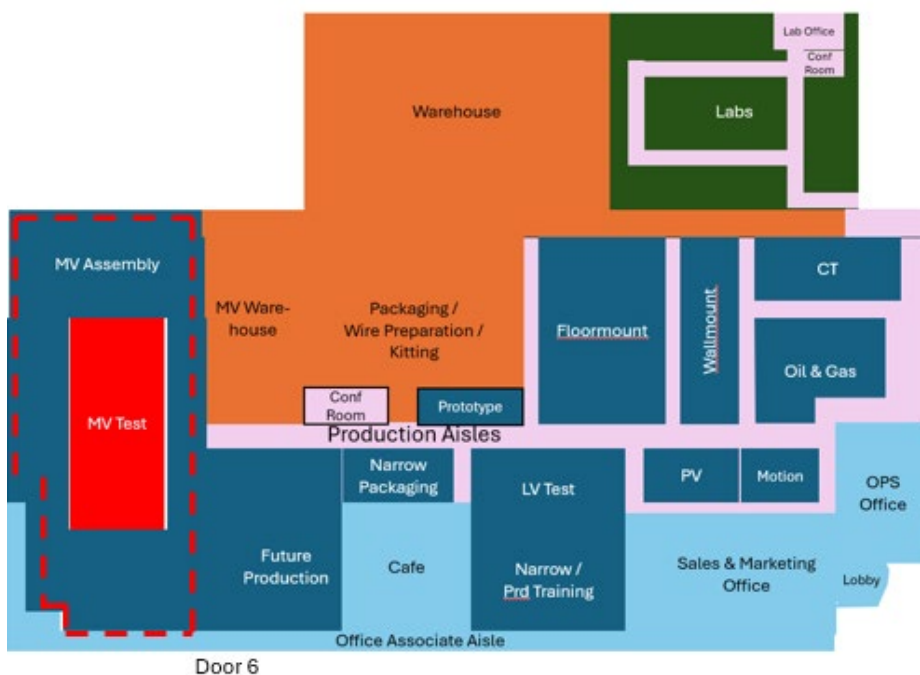


FVA PPE Requirements

Area	Per Dress Code	Legs, Ankles, Feet Covered	Safety Glasses	Safety Shoes	Safety Vest	Additional Requirements
						
 Office, Café, South Aisle						
 Production Aisles						
 Assembly, LV Test						Plus Task Specific PPE *
 Warehouse, Packaging, Kitting						Plus Task Specific PPE *
 MV Test						<ul style="list-style-type: none"> • DO NOT ENTER unless invited in and escorted. • Red Lights indicate active MV Test. • Plus Task Specific PPE *
 Labs						<ul style="list-style-type: none"> • DO NOT ENTER lab unless invited in and escorted • Wear safety glasses upon entering • Safety glasses may not be required in a lab when no test is active
	<p>When this sign is displayed, DO NOT ENTER the MV Assembly or Test Area (Red Dashed line on map). Large overhead crane activity is in process. Walk only in the south aisle. If the sign is blocking this aisle, exit the building through door 6.</p>					



* Task Specific PPE examples:

- DO NOT ENTER RED DASHED AREA WHEN SIGNS ARE POSTED
- Hard Hat/Helmet beneath operating crane
- Electrical PPE per NFPA 70E label
- Cut resistant gloves when using box cutter or handling sheet metal with sharp edges
- Safety Glasses with Face Shield when performing activities where something can splash into eyes